

Lock data „personal use“

KEMMLIT select mechanical number combination lock



LOCK FUNCTION

- Personal use | A fixed PIN code is assigned to the lock | For employee lockers

LOCK DATA



KEMMLIT select mechanical combination lock

- ✓ with 10.000 programmable user codes
- ✓ Service cylinder for emergency opening or resetting
- ✓ QUICK-RESET for efficient locker administration
- ✓ ANTI-SPY-technique to protect personal user codes
- ✓ Automatic code wipe function for more comfort and safety
- ✓ Adjustable turn mode right/left
- ✓ Case made of glass fibre reinforced and easy to clean special plastic
- ✓ Retrofit for most doors with standard 16 x 19 mm holes possible

Operating instructions

KEMMLIT select mechanical number combination lock



LOCK FUNCTION

- Personal use | A fixed PIN code is assigned to the lock | For employee lockers

IMPORTANT NOTES FOR THE ADMINISTRATOR



KEMMLIT select mechanical combination lock „personal use“

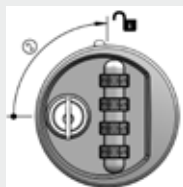
- ✓ Lock can be opened and/or reset into factory setting at any time with the service key
- ✓ Choose emergency opening in case the programmed user code must be used again or in case the locker must be locked again
- ✓ Choose QUICK-RESET in case the programmed user code must be deleted and the lock must be reset into factory setting 0-0-0-0

PERSONAL USE

EMERGENCY OPENING



Insert service key and
turn 90° to the left

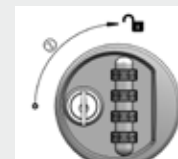


Open the lock without pressing
the codification button

QUICK-RESET



Insert service key and
turn 90° to the left



Turn the lock open and close
once while pressing the codifi-
cation button

Lock data

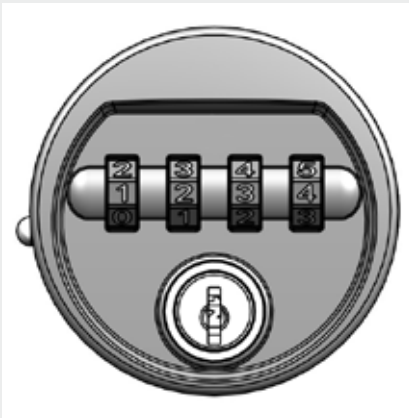
KEMMLIT select mechanical number combination lock



LOCK FUNCTION

Personal use | A fixed PIN code is assigned to the lock | For employee lockers

IMPORTANT NOTES FOR THE USER



KEMMLIT select mechanical number combination lock "personal use"

- ✓ The preinstalled factory setting of the lock is 0-0-0-0
- ✓ Change factory setting to your own personal code
- ✓ You can change your personal code as often as you want
- ✓ For safety reasons the code shown will be automatically wiped to 0-0-0-0 while the lock is opened
- ✓ It is not necessary to enter the code again to close the lock

Operating instructions

KEMMLIT select mechanical number combination lock



OPERATING INSTRUCTIONS FOR THE LOCKER USER

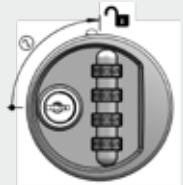
PERSONAL USE

OPEN AND CLOSE LOCK

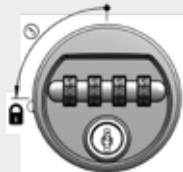


Enter valid code (in case it has been encoded)

1 2 3 4



Turn lock horizontally as far as possible (code will be wiped to show 0-0-0-0)



Turn lock back until it latches

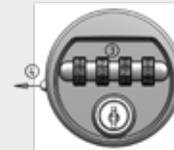
ENCODE / CHANGE PERSONAL CODE



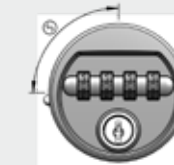
Enter valid code (factory setting 0-0-0-0)

1 2 3 4

Press and hold codification button



Enter new code
Release codification button
(Code is now saved, keep it memorised!)



Open and close lock (code will be wiped to show 0-0-0-0)